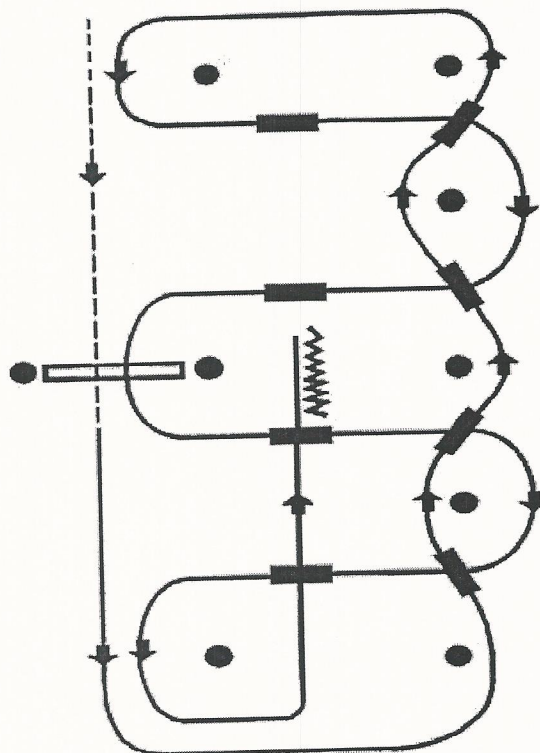


# AQHA Western Riding Pattern I

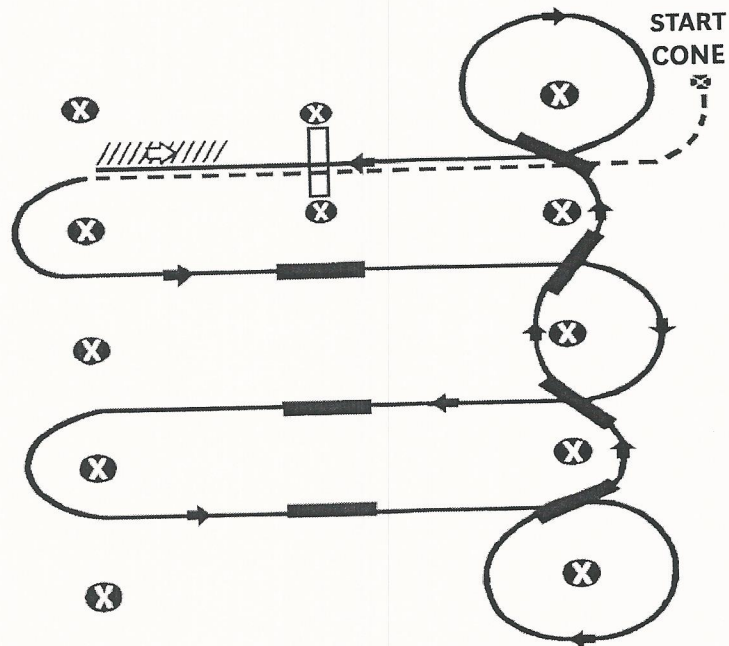
START CONE



- ~~~~~ Back
- Lope
- Jog
- ..... Walk
- Log
- Recommended lead change
- Marker

1. Walk at least 15' & jog over log
2. Transition to left lead & lope around end
3. First line change
4. Second line change
5. Third line change
6. Fourth line change lope around the end of arena
7. First crossing change
8. Second crossing change
9. Lope over log
10. Third crossing change
11. Fourth crossing change
12. Lope up the center, stop & back

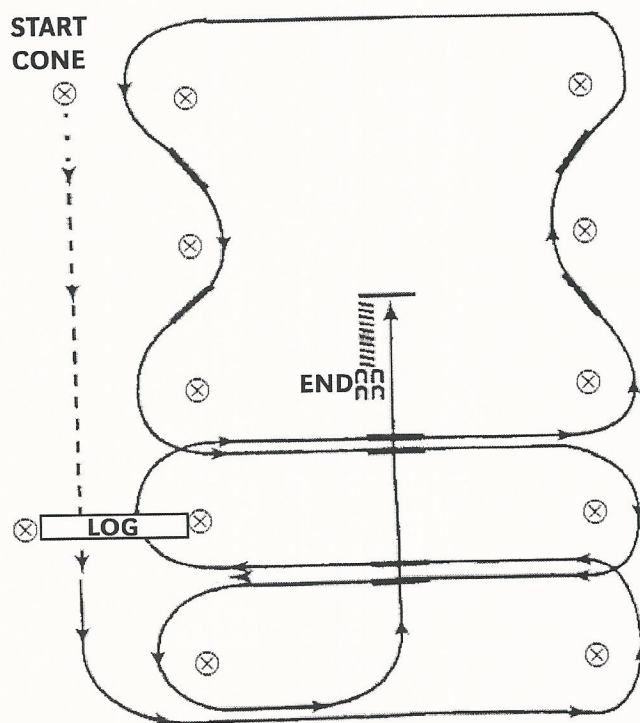
## AQHA Western Riding Pattern II



- //// //// Back
- Lope
- - - - Jog
- - - - Walk
- ▭ Log
- ▬ Recommended lead change
- ⊗ Marker

1. Walk, transition to jog, jog over log
2. Transition to the lope, on the left lead
3. First crossing change
4. Second crossing change
5. Third crossing change
6. Circle & first line change
7. Second line change
8. Third line change
9. Fourth line change & circle
10. Lope over log
11. Lope, stop & back

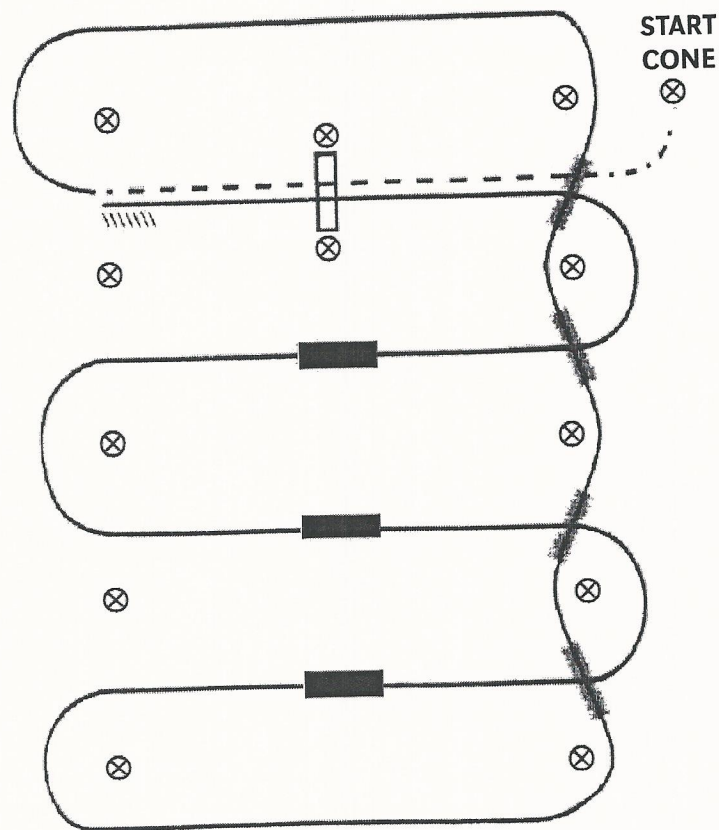
## AQHA Western Riding Pattern III



- ////// Back
- Lope
- - - - Jog
- - - - Walk
- ▭ Log
- Recommended lead change
- ⊗ Marker

1. Walk halfway between markers, transition to jog, jog over log
2. Transition to the lope, on the left lead
3. First crossing change
4. Lope over log
5. Second crossing change
6. First line change
7. Second line change
8. Third line change
9. Fourth line change
10. Third crossing change
11. Fourth crossing change
12. Lope up the center, stop & back

## AQHA Western Riding Pattern IV

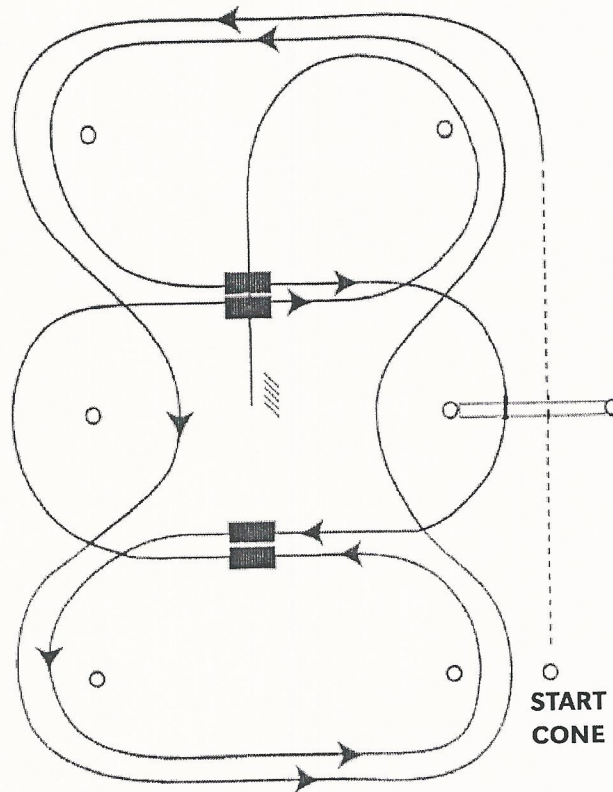


- ////// **Back**
- \_\_\_\_\_ **Lope**
- ..... **Jog**
- **Walk**
- ▭ **Log**
- ▬ **Recommended lead change**
- ⊗ **Marker**

1. Walk, transition to jog, jog over log
2. Transition to the lope, on the right lead
3. First line change
4. Second line change
5. Third line change
6. Fourth line change
7. First crossing change
8. Second crossing change
9. Third crossing change
10. Lope over log
11. Lope, Stop & back

# AQHA Western Riding Pattern V

\*Recommended For Small Arenas\*



- ////// Back
- Lope
- - - - Jog
- - - - Walk
- ▭ Log
- ▬ Recommended lead change
- Marker

1. Walk, transition to jog, jog over log
2. Transition to the lope, on the left lead
3. First line change
4. Second line change
5. Third line change
6. Fourth line change
7. First crossing change
8. Lope over log
9. Second crossing change
10. Third crossing change
11. Fourth crossing change
12. Lope, Stop & back