

Use this task and answer key in conjunction with **Canine Safety and Sanitation Issues** poster.

# Canine Safety and Sanitation

## Responsible Dog Ownership

### ANSWER KEY

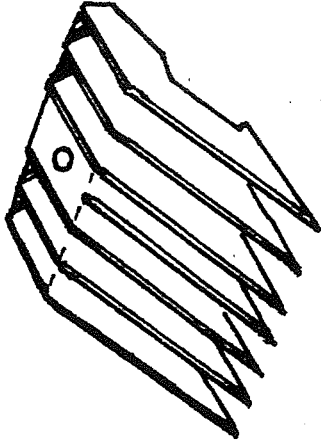
- 1) **Q:** *Why should you never allow your dog to roam freely?*  
**A:** **It endangers the dog, annoys the neighbors, is illegal in many areas, endangers other animals and possibly other people.**
  
- 2) **Q:** *What should you do to make your dog content being housed outside?*  
**A:** **The kennel should be designed to keep your dog warm or cool depending on the temperature. Dogs should be trained at an early age to be housed outside. The kennel should have a dog house inside the fence, or a shed area attached to the fence with a pet door. Need food and water bowls, a few toys. It is good to house two dogs together so they will have each other's company.**
  
- 3) **Q:** *How can you keep your dog in your yard?*  
**A:** **Fenced in yard, sturdy gate with latches, invisible fence**
  
- 4) **Q:** *How can you keep other dogs out of your yard?*  
**A:** **Fenced in yard, sturdy gates and latches**
  
- 5) **Q:** *What is the greatest danger for your dog in your yard?*  
**A:** **The possibility of escape**
  
- 6) **Q:** *What plants are potentially dangerous to dogs?*  
**A:** **Laburnum trees, mistletoe berries, daffodil bulbs, columbine, hemlock, oleander, yew, lupine, boxwood, clematis, lily-of-the-valley, and ivy**
  
- 7) **Q:** *Name \_\_\_\_\_ safety precautions that should be taken in the backyard.*  
**A:**
  - **Barbecue grill should be covered. Do not leave a hot grill with exposed food unattended.**
  - **No toxic plants in yard**
  - **Secure lock on gate**
  - **Sturdy fencing**
  - **Wire mesh under gate if there is space for dog to get out**
  - **Sand pit or tall grassy area in which to train dog to eliminate**
  - **All chemicals stored away from dog area**
  - **Fencing to keep dog out of garden**
  - **Covered and locked trash cans or closed trash bin**
  - **Secured plant containers that cannot be knocked over**
  - **Any type of garden pond covered with wire mesh**
  - **Fresh drinking water accessible at all times**



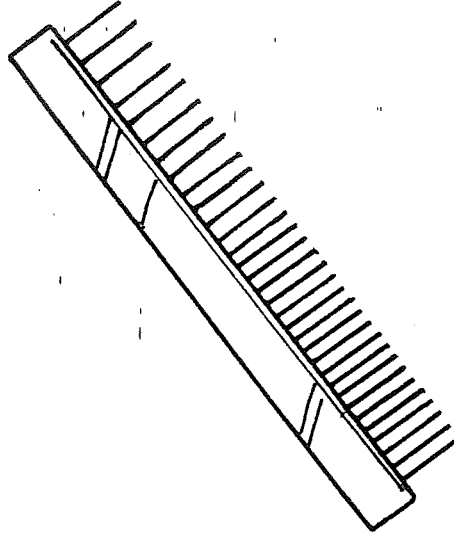
**Exploratory Learning:  
Educational Program**

Product distribution through the Curriculum Materials Service

Use these diagram cards in conjunction with Match the equipment identification tags and description to the correct diagram situation/task statement and the Dog Care and Grooming Equipment - Names and Dog Care and Grooming Equipment - Descriptions identification tags.



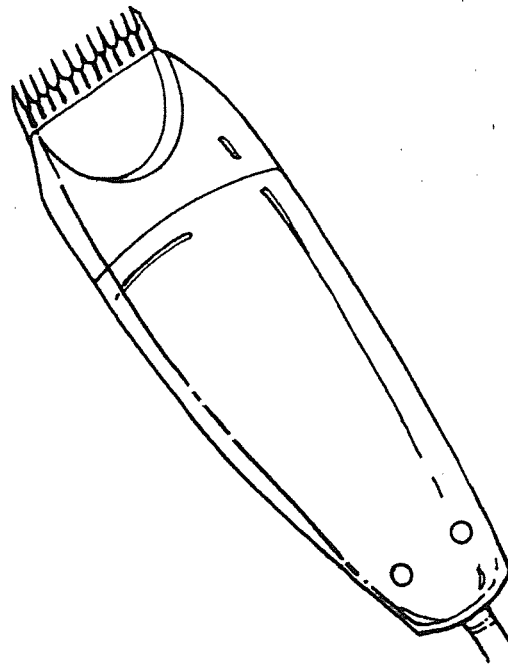
Snap-On Clipper Comb



Medium/Coarse Tooth Comb

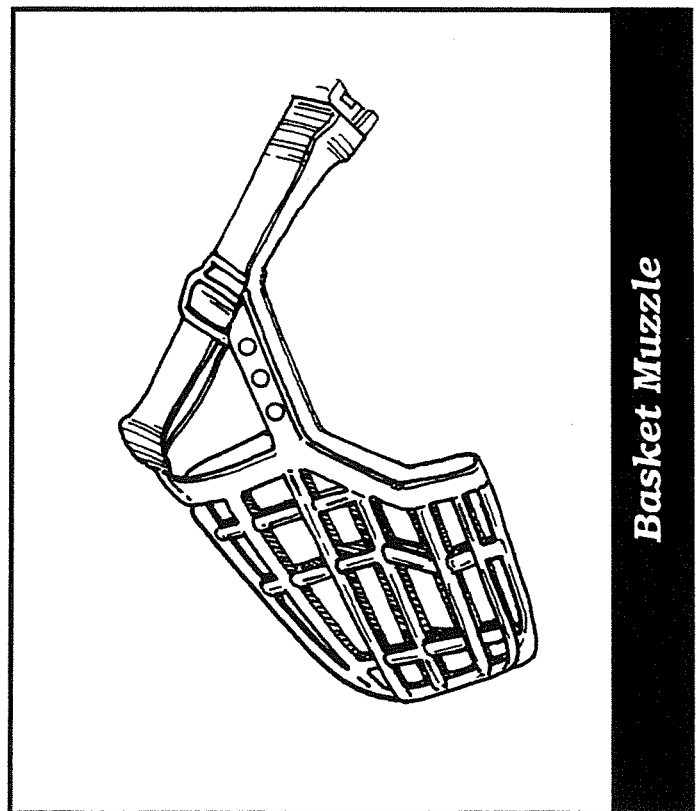

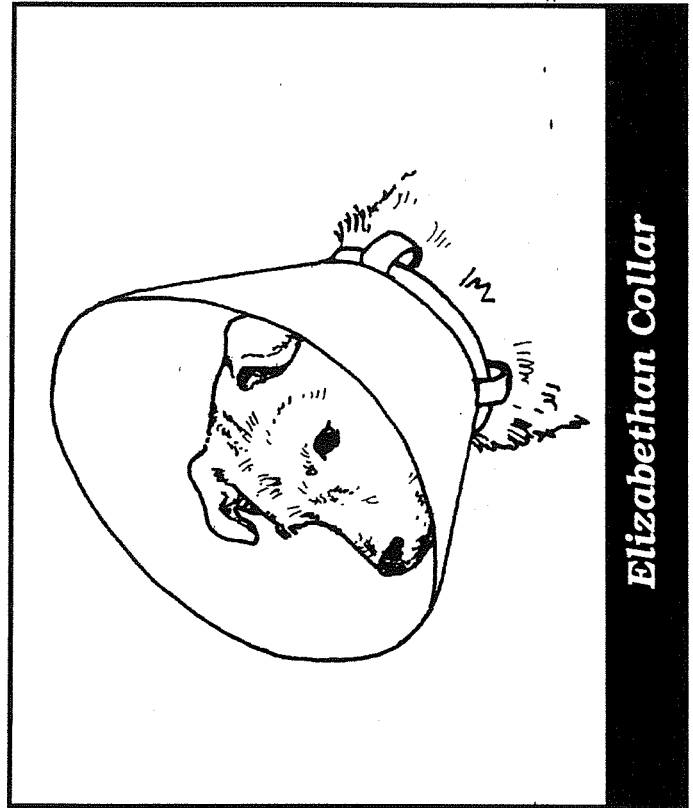
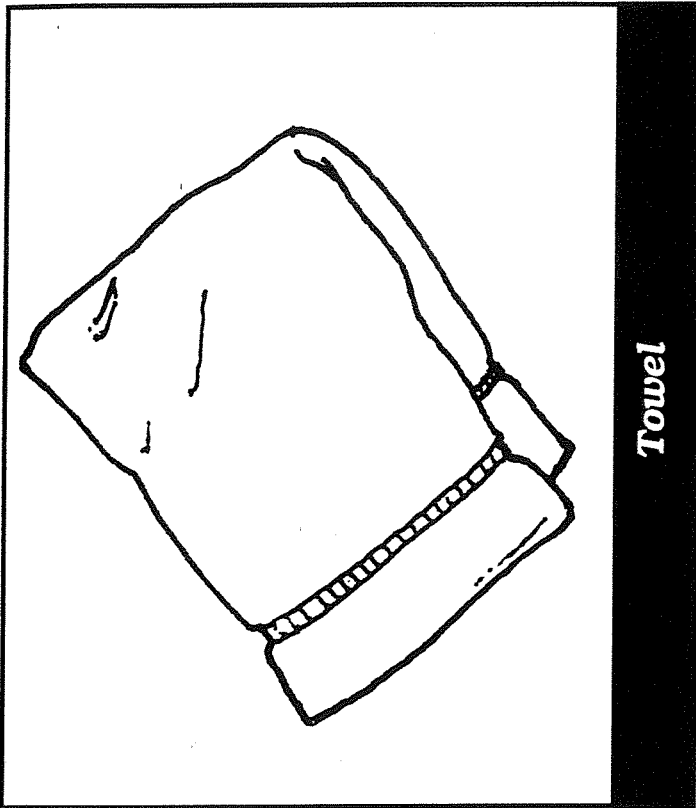


Combination Brush


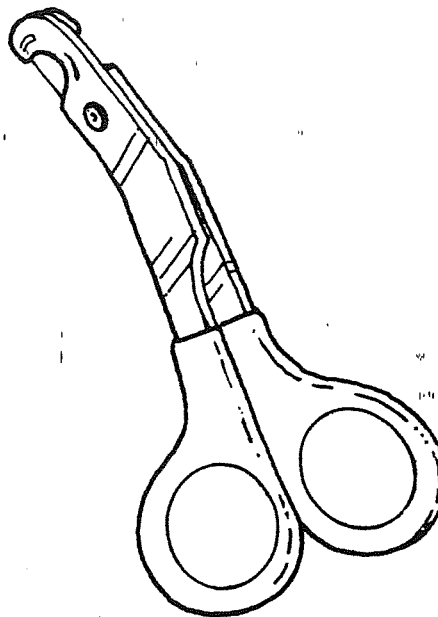
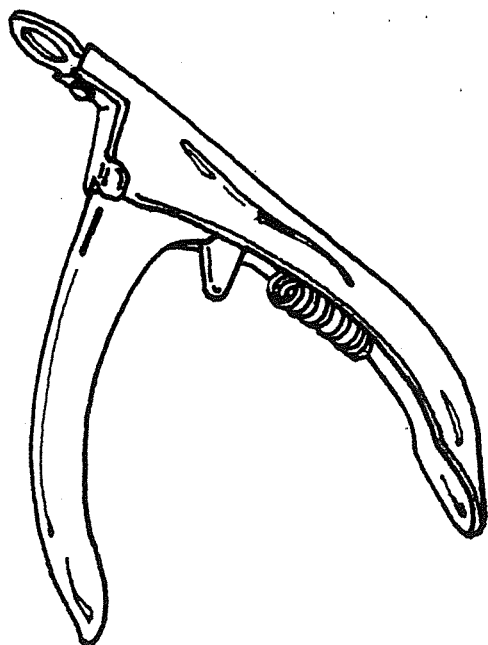
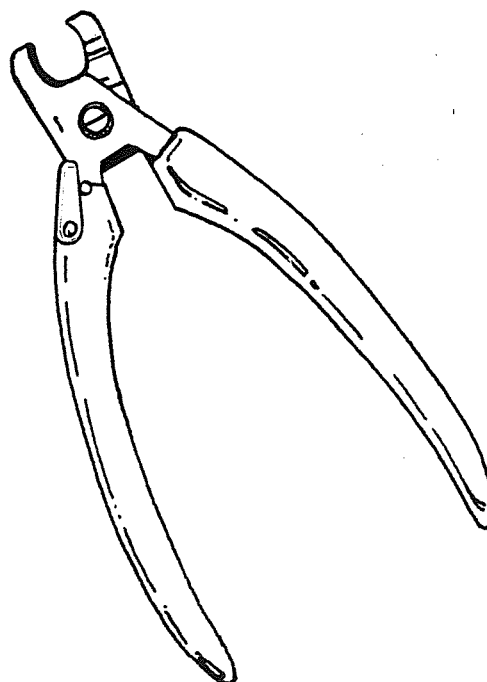


Clippers


Use these diagram cards in conjunction with Match the equipment identification tags and description to the correct diagram situation/task statement and the Dog Care and Grooming Equipment - Names and Dog Care and Grooming Equipment - Descriptions identification tags.



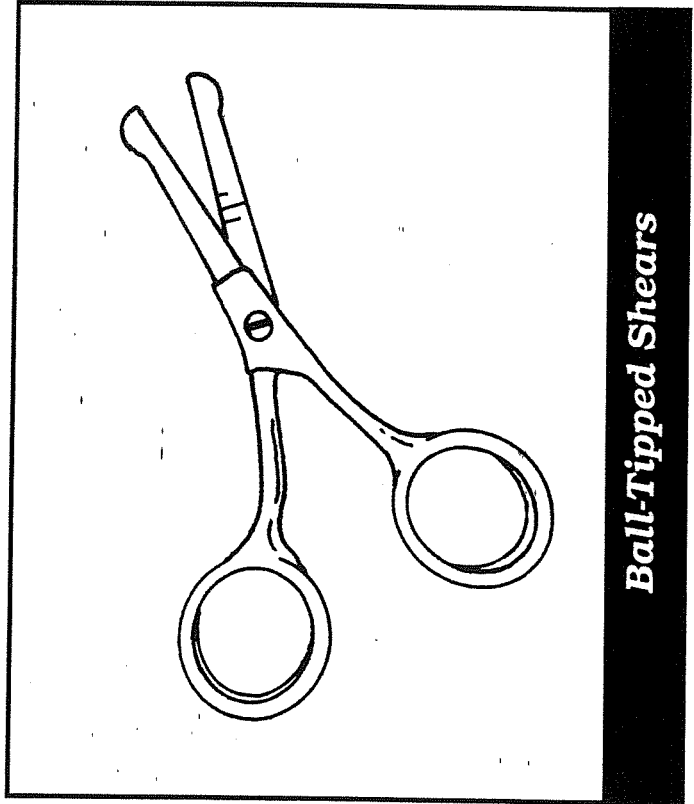
Use these diagram cards in conjunction with Match the equipment identification tags and description to the correct diagram situation/task statement and the Dog Care and Grooming Equipment - Names and Dog Care and Grooming Equipment - Descriptions identification tags.

**Nail File****Scissor - Style Nail Trimmers****Guillotine - Style Nail Trimmers****Nail Trimmers**

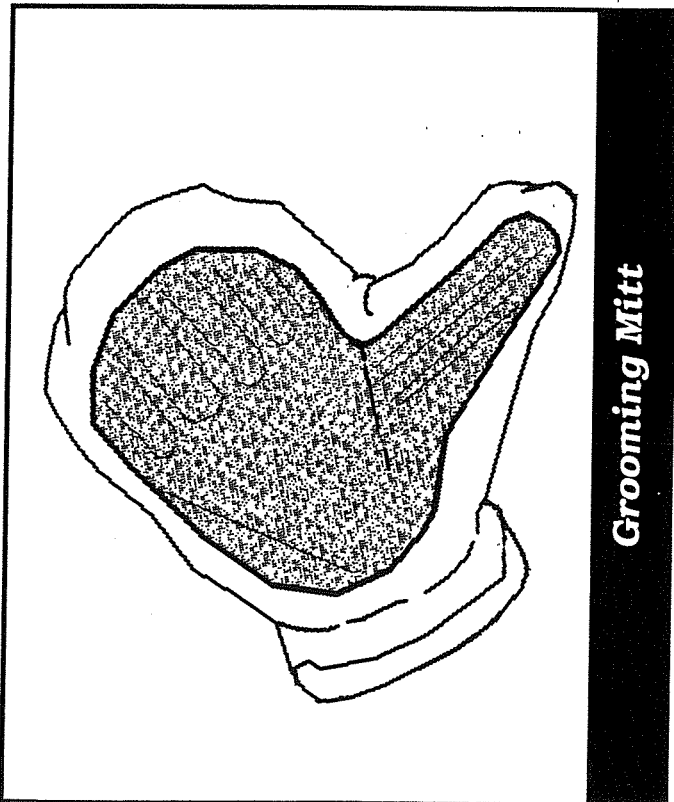
Use these diagram cards in conjunction with Match the equipment identification tags and description to the correct diagram situation/task statement and the Dog Care and Grooming Equipment - Names and Dog Care and Grooming Equipment - Descriptions identification tags:



**Pin Brush**



**Ball-Tipped Shears**

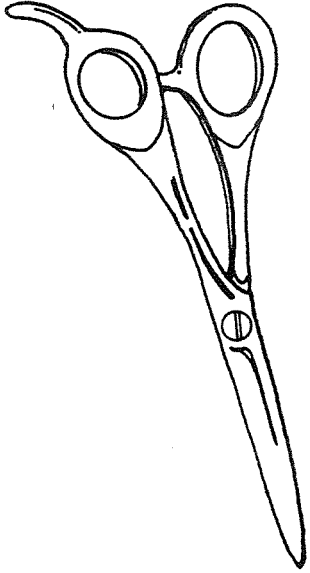


**Grooming Mitt**

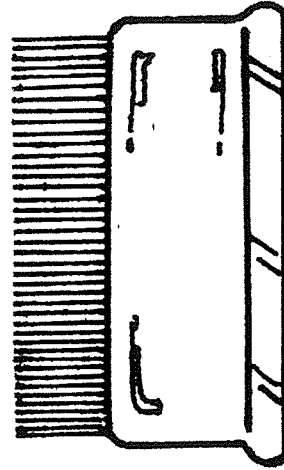


**Grooming Rake**

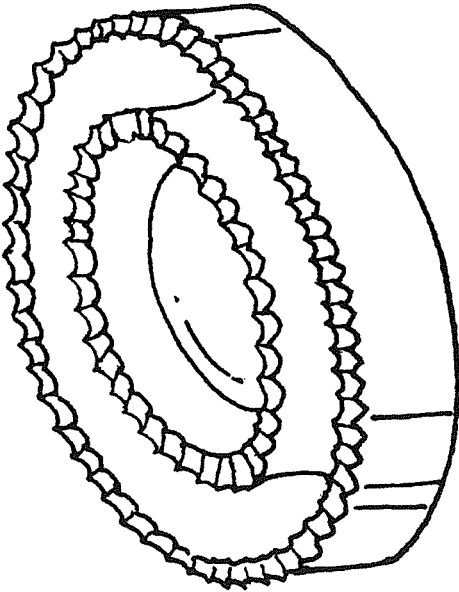
Use these diagram cards in conjunction with **Match the equipment identification tags and description to the correct diagram situation/task statement and the Dog Care and Grooming Equipment - Names and Dog Care and Grooming Equipment - Descriptions** identification tags.



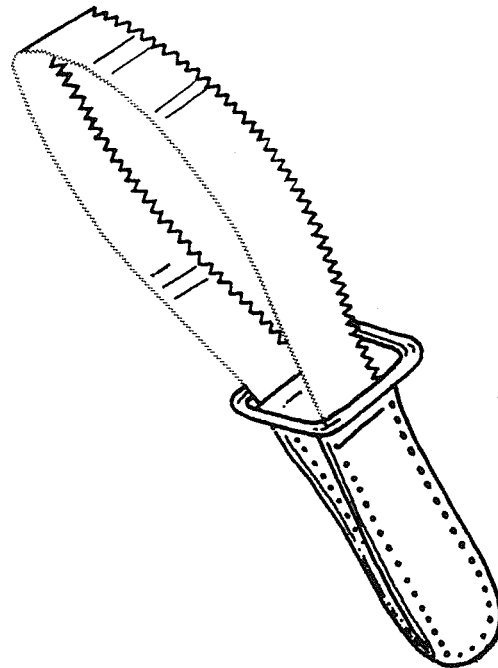
**Straight Shears**



**Fine - Toothed Comb**


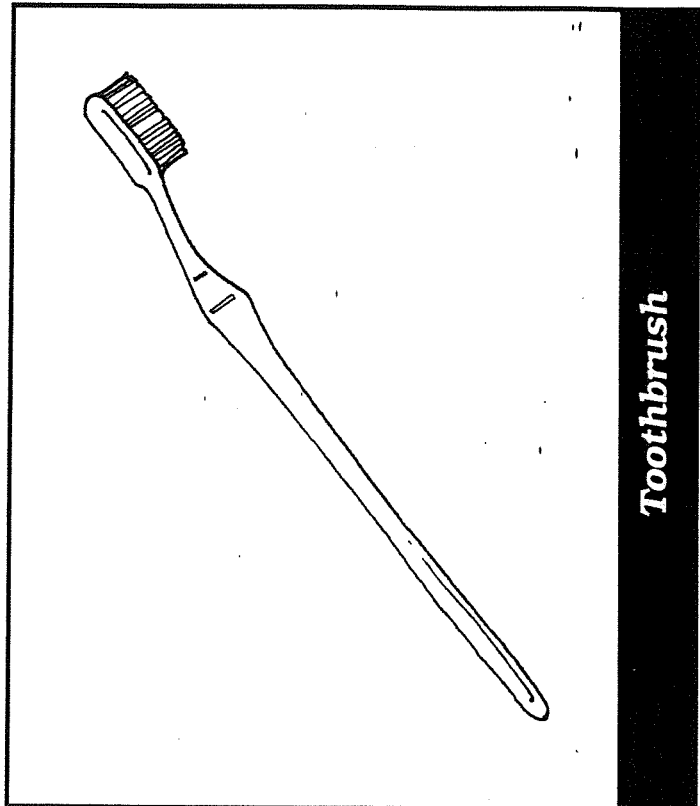
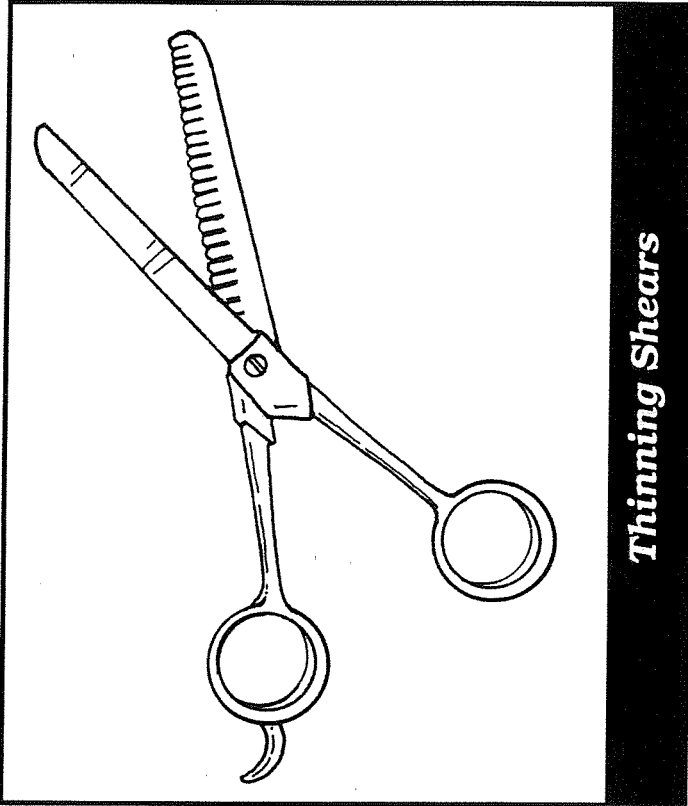


**Rubber Curry Brush**

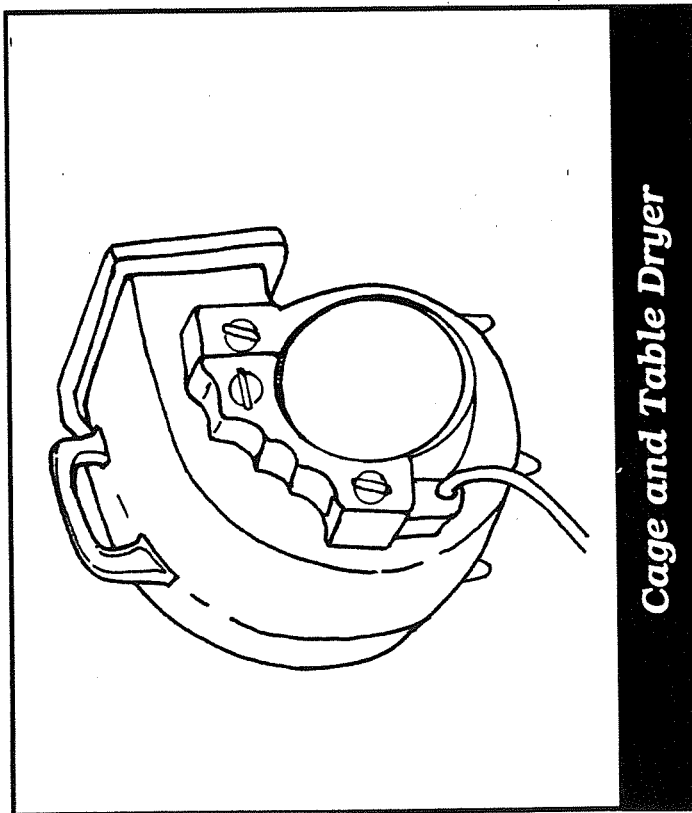
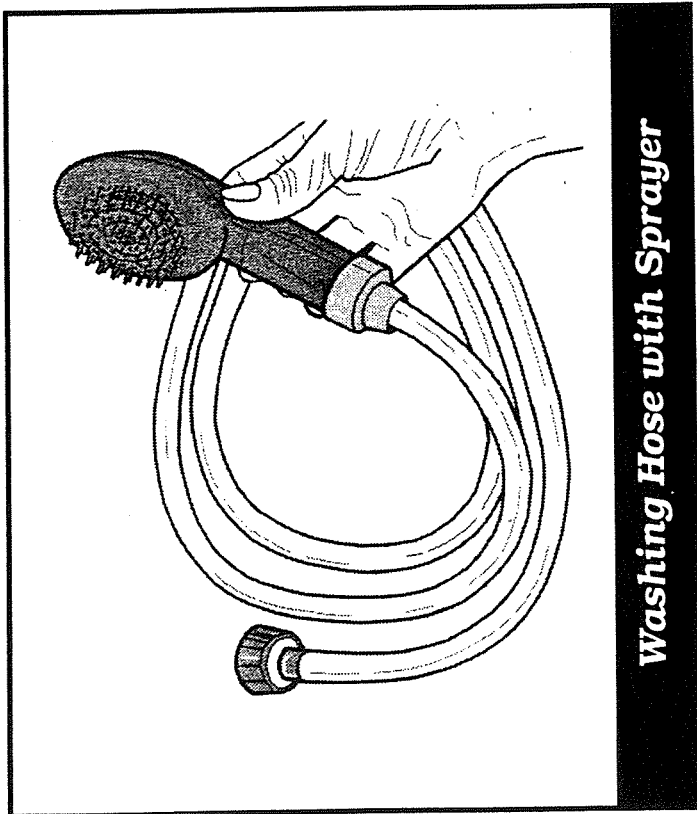
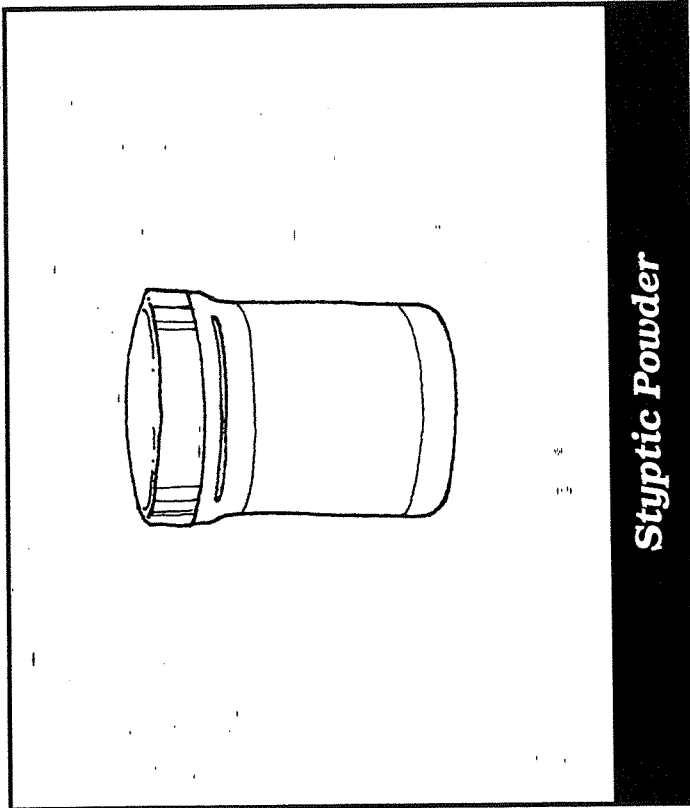
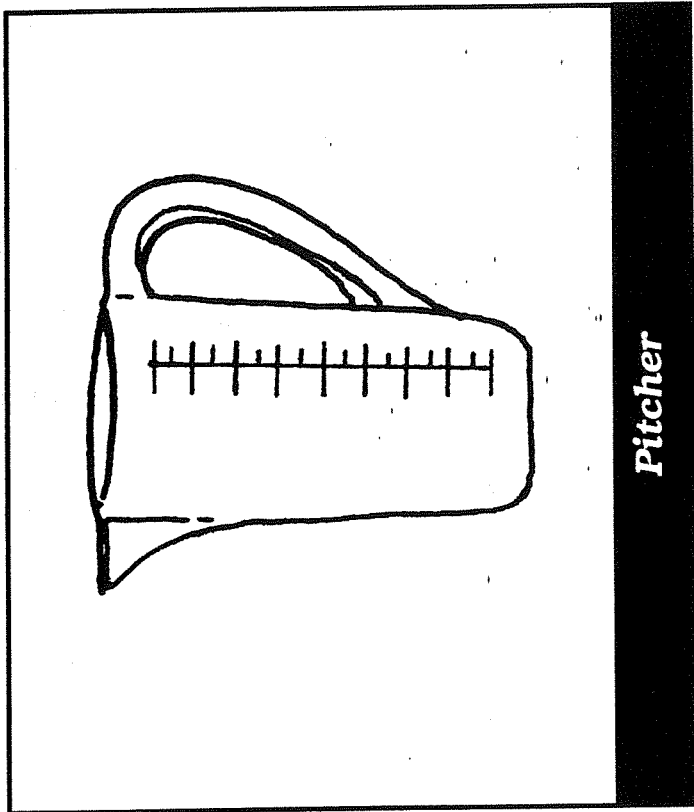


**Shedding Blade**

Use these diagram cards in conjunction with Match the equipment identification tags and description to the correct diagram situation/task statement and the Dog Care and Grooming Equipment - Names and Dog Care and Grooming Equipment - Descriptions identification tags.



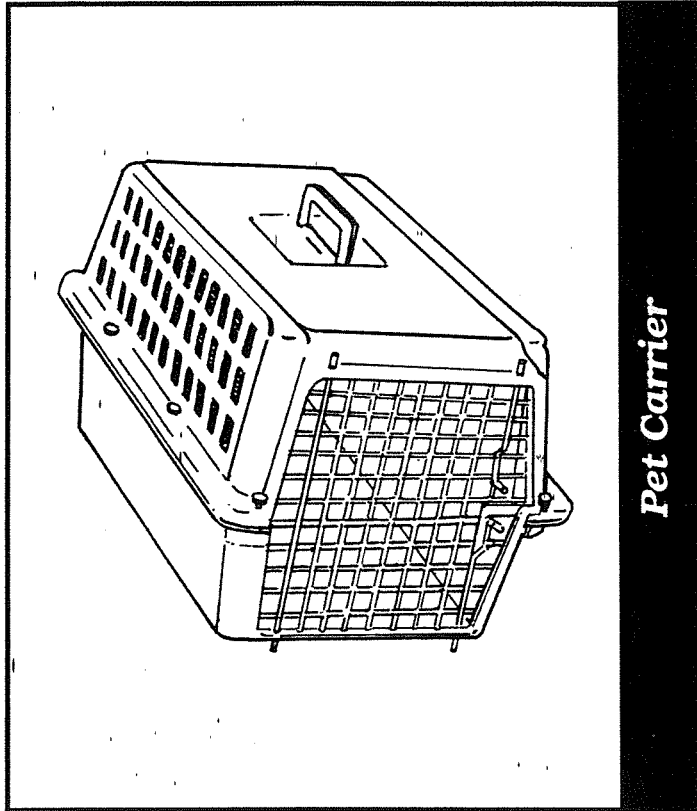
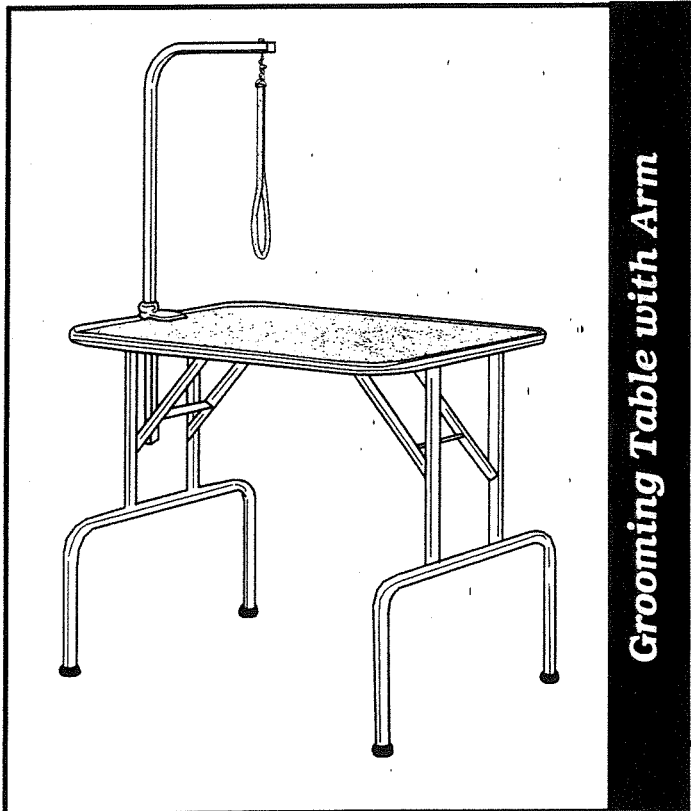


Use these diagram cards in conjunction with Match the equipment identification tags and description to the correct diagram situation/task statement and the Dog Care and Grooming Equipment - Names and Dog Care and Grooming Equipment - Descriptions Identification tags.

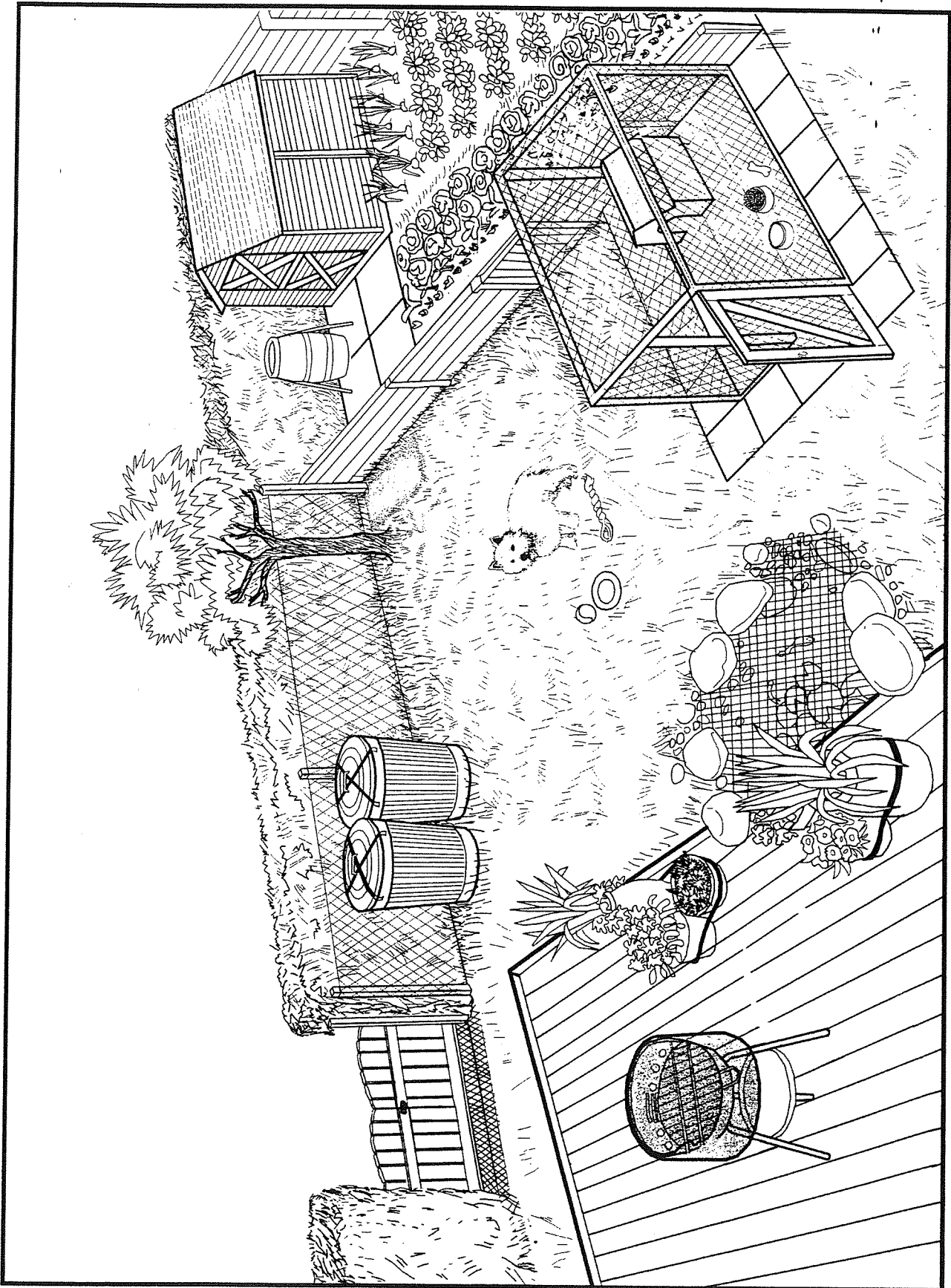





Use these diagram cards in conjunction with Match the equipment identification tags and description to the correct diagram situation/task statement and the Dog Care and Grooming Equipment - Names and Dog Care and Grooming Equipment - Descriptions identification tags.



Use this poster in conjunction with **Circle the safety and sanitation issues** on the poster that could cause potential problems situation/task statement and the **Canine Safety and Sanitation - Responsible Dog Ownership** task and answer key.



Use this poster in conjunction with **Circle the safety and sanitation issues** on the poster that could cause potential problems situation/task statement and the **Canine Safety and Sanitation - Responsible Dog Ownership** task and answer key.



*Dog Care and Grooming Equipment - Descriptions*

Snap-On Clipper Comb	<p>Used mainly for body work to avoid that “clipped down” look, this comb allows you to leave the coat a little longer than using just the clippers.</p>	<p>This general maintenance brush has pins that reach deep into the undercoat and bristles that smooth and detangle the undercoat.</p>	Combination Brush
Medium/Coarse Tooth Comb	<p>Loose, dead hair will collect in the teeth of this grooming tool when used on long-hair breeds and breeds with dense coats.</p>	<p>Used to clip the coats of dogs, these come in different styles, usually with detachable blades and snap-on combs.</p>	Clippers
Nail File	<p>After trimming your dog’s nails, use this to smooth any sharp or rough edges.</p>	<p>These popular nail trimmers cut through the nails quickly with their extra sharp blades and optimal leverage, holding the nail in place for excellent control.</p>	Guillotine-Style Nail Trimmers
Scissor-Style Nail Trimmers	<p>These nail trimmers have specially shaped cutting edges and use scissor action for a clean cut and good control for small dogs.</p>	<p>This grooming tool features a “safety stop” nail protector, plus safety lock. The nonslip handles give you extra control while trimming your dog’s nails.</p>	Nail Trimmers
Pin Brush	<p>Used for finishing, the tipped metal pins of this brush help groom and stimulate the skin.</p>	<p>Used to lift out dirt, dust, and dead hair from either short- or long-haired dogs, these flexible finger tips are great for grooming around legs, tail, and hard to reach places.</p>	Grooming Mitt

*Dog Care and Grooming Equipment - Descriptions*

Ball-Tipped Shears	<p>With points rounded for safety, these are ideal to use to trim around your pet's ears and face.</p>	<p>Use this tool to remove mats and tangles from the coat. Working from the skin out, steadily rake through the coat, sectioning the hair in layers.</p>	Grooming Rake
Straight Shears	<p>Use these carefully when trimming your pet's hair. The ends are sharp and could injure you or your dog.</p>	<p>Perfect for short-haired dogs, this pliable brush offers just the right degree of softness to remove dead hair and bring natural shine to the coat.</p>	Rubber Curry Brush
Fine-Toothed Comb	<p>Use this to remove loose dead hair from dogs with short or fine coats. The teeth may also be used to trap fleas.</p>	<p>One edge has coarse teeth and the other edge has fine teeth so you can remove dead hair, dried dirt and mud from either thick-coated or thin-coated breeds. The handle separates and converts to a two-handed open position which is great for grooming large dogs or removing excess water from your dog's coat after bathing.</p>	Shedding Blade
Thinning Shears	<p>These shears are used to thin and blend the dog's coat, as well as to shape and finish the legs and lower part of the chest on certain breeds.</p>	<p>This oblong-shaped brush with a handle has a dense setting of fine wire bristles that are helpful in removing loose hair, tangles and debris from the coat.</p>	Slicker Brush
Toothbrush	<p>This has a compact head and soft bristles to clean your dog's teeth.</p>	<p>Put this on your finger for an easy way to clean your dog's teeth.</p>	Finger Toothbrush

*Dog Care and Grooming Equipment - Descriptions*

Towel	<p>After your dog's bath, use this to dry your dog prior to finishing with a hair dryer.</p>	<p>Brush your dog's teeth using this at least once a week. Human toothpaste tastes bad to your dog and can upset its stomach.</p>	Canine Toothpaste
Elizabethan Collar	<p>This is used to keep a dog from removing bandages or sutures, or to prevent self-injury.</p>	<p>This provides protection from aggressive, injured or fear-biting dogs. It safely allows the dog to slightly open its jaw, decreasing the chances of accidental choking.</p>	Basket Muzzle
Pitcher	<p>Wet your dog prior to shampooing by pouring water from this. May also be used to help in rinsing the shampoo from your dog's coat.</p>	<p>Connect this device to your faucet and use it to wet and rinse your dog.</p>	Washing Hose With Sprayer
Styptic Powder	<p>Apply this with a cotton swab to quickly stop bleeding caused by trimming nails.</p>	<p>Used to dry dogs after bathing, this can be mounted to a cage or stand by itself on the table.</p>	Cage and Table Dryer
Pet Carrier	<p>Great for quick trips to the groomer or vet, this can also be used for house-breaking puppies. The bottom half can be used as a pet bed.</p>	<p>Plugging the ears with these prior to bathing can keep water from entering a dog's ear canals. Moistened, they can also be used to gently clean the inside of the ear flaps.</p>	Cotton Balls

*Dog Care and Grooming Equipment - Descriptions*



Cotton Swabs

Moisten this when applying styptic powder to stop bleeding caused by trimming nails.

Grooming Table With Arm

This is the ideal piece of equipment for grooming your dog. Fasten a grooming noose to the arm to secure the dog.